



## **GUIDE TO THE OHSSTATSIRL**

**[www.ohsstatsirl.com](http://www.ohsstatsirl.com)**

**Web Version 2.0**

**April 2024**

## CONTENTS

The User Guide consists of the following parts:

1. Introduction and Need.
2. Information you will need to participate in the Initiative.
3. A detailed guide to using the Web based toolkit Version 2.0
4. OHSStatsIrl – Facilitation Team

## **1. Introduction and Need**

The CIF is to establish a health and safety benchmarking database, which would comprise of a web-based toolkit, allowing for interrogation of data on Accidents/Incidents.

Exact statistics for health and safety performance of the construction industry have always been difficult to ascertain. We have all found ourselves looking at some trend in our own figures, whether they be actual accidents or near misses or even inspection trends and we are not sure what they indicate for want of a larger population to compare to.

A previous attempt to establish a database ended in 2010 coincident with the overall industry slowdown and the same health and safety logic for having it exists. One of the concerns of this approach is the exposure of individual businesses statistics, but this will be a recording database and not a reporting one. Our obligations for legislative reporting will not change with this. The quarterly reports would be an industry record and not a series of individual business outputs.

Benefits of such a data base should include:

- Positive acknowledgement for contributors
- Self-generated figures are more reliable
- Our individual figures will not be in a vacuum
- We are doing most of the work anyway
- Greater opportunity to improve including better data for research
- Information in a timely manner
- Avoid that bad injury or fatality on your site.

## **2. Information you will need to participate in the Initiative**

**People at Risk** – The Average no of People on your Project and Office Sites per Day, split into

- Own Employees
- Sub-Contractors
- Visitors

Information that is available through your internal sign in protocols

**Incidents** – A record of ALL your H&S Incidents be it:

- Accidents
  - Type of Injury
  - Injured Body Part
- Dangerous Occurrence
- Near Misses

For the **Individual** associated with each of the type Incidents listed above, what is their:

- Gender
- Age
- Employment Status

For **ALL Accidents** and **Dangerous Occurrences**, we also need to record the:

- **Triggers** as per the ROI Health and Safety Authority definitions
- Associated **Lost Time of Work**


### 3. A Detailed Guide to Using the Web based toolkit Version 2.0

#### Activating your Account

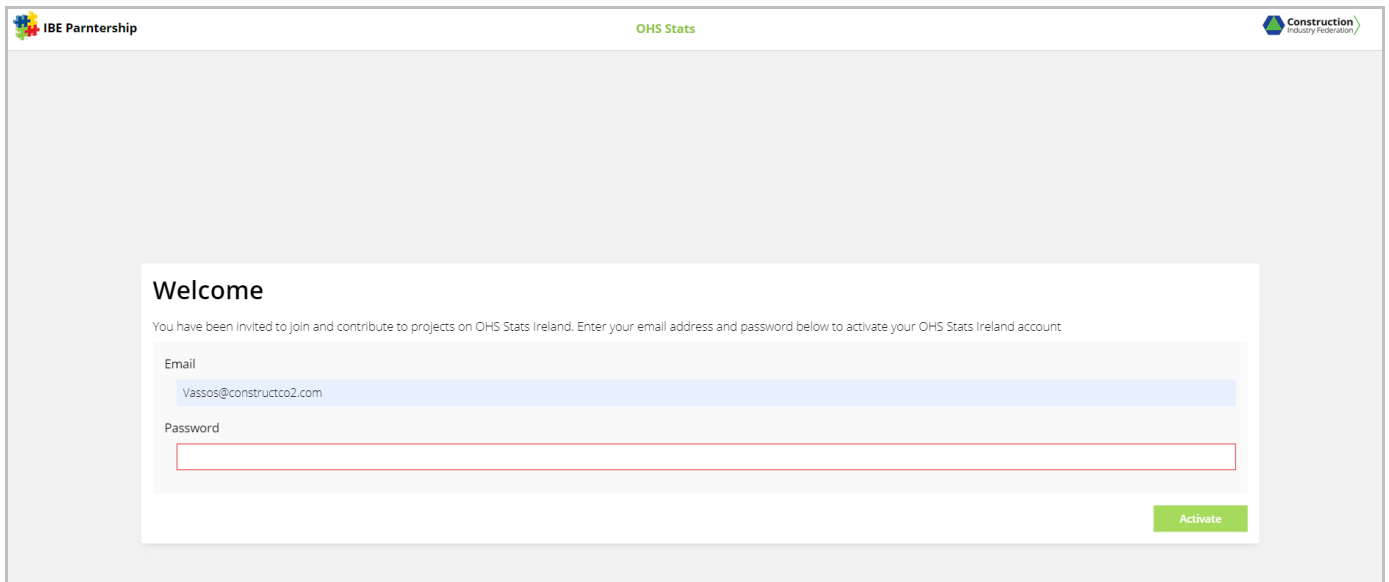
The IBE Facilitation Team (*contact details in the last section of this Guide*) will add you as a User of the Database on request. They will need you:

- Company Name
- Your Name and
- Your Email

Once add into the system you will receive an automatic e-mail inviting you to join as shown below.



Click on the Link. This will take you to the Front Page of the toolkit to complete the set-up of your user account as instructed.

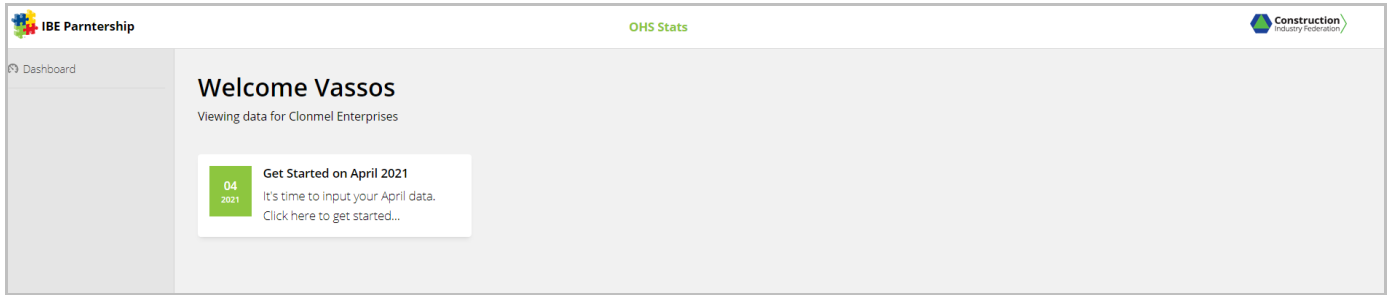


Please type a memorable **Password** and **make a record** of it as under our GDPR Protocols we don't hold users' passwords in the system. If you wish to change your Password, please contact [Vassos@ibepartnership.com](mailto:Vassos@ibepartnership.com)

Please note that the **Email** and **Password** are case sensitive.

[www. OHSStatsIrl.com](http://www.OHSStatsIrl.com) . It is advisable to create a shortcut to your desktop so you can easily access the website in the future. Please right click on the webpage and then press Create Shortcut to create an icon on your desktop. (Only for IE – other browsers would be different) You may need to rename the desktop icon to OHSStatsIrl.

Once you typed your Username and Password the system will take you into your own Company's Home Page and you will see the screen shown in below:

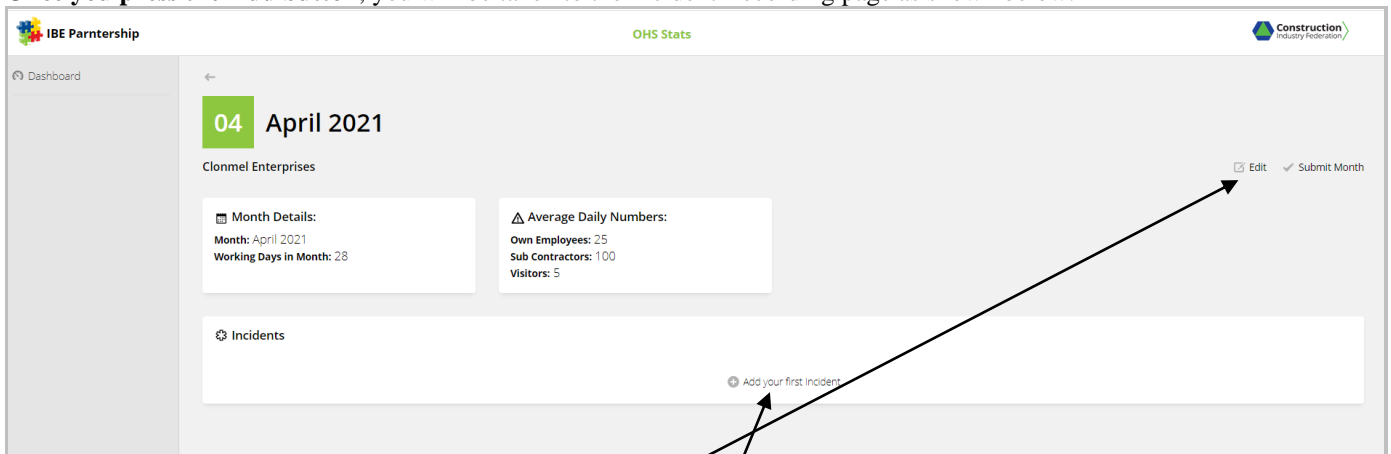


Your own Home Page will show the current month that data is needed (in this case April 2021) as well as any that have already been completed.

Once you click on the Month, then you need to add the current **month's no. of days** and the **Average Daily nos. for Own Employees, Sub-contractors and Visitors** as shown below:



Once you press the **Add** button, you will be taken to the Incident Recording page as shown below.



You can edit the Average Daily Numbers by pressing Edit.

Start adding your monthly incident by pressing *Add your first incident*.

Start by choosing what **Type of Incident** it is from the pull-down menu. Then the **Category of Accident**

**03 March 2024**  
Vassos Construction

**Add an Incident**

Criteria: Accidents (dropdown)  
 Category: First Aid (<=1 day) (dropdown)

Injury Type: Amputation, concussion, internal injury (dropdown)  
 Body Part: Ankle (dropdown)

Lost Time (days): (input field)  
 Gender: Male (dropdown)

Status: Employee (dropdown)  
 Age Group: 0-17 (dropdown)

**Add**

**03 March 2024**  
Vassos Construction

**Add an Incident**

Criteria: Accidents (dropdown)  
 Category: First Aid (<=1 day) (dropdown)

Trigger: Body movement leads to cut or bruising (external injury) (dropdown)  
 Injury Type: Amputation, concussion, internal injury (dropdown)  
 Body Part: Ankle (dropdown)

Lost Time (days): (input field)  
 Gender: Male (dropdown)

Status: Employee (dropdown)  
 Age Group: 0-17 (dropdown)

**Add**

The **Trigger for the Accident**, Record in any **Lost Time (days)** of work and the **Injury Type**

**03 March 2024**  
Vassos Construction

**Add an Incident**

Criteria: Accidents (dropdown)  
 Category: Major (No return to work) (dropdown)

Trigger: Body movement leads to cut or bruising (external injury) (dropdown)  
 Injury Type: Amputation, concussion, internal injury, burn (dropdown)  
 Body Part: Ankle (dropdown)

Lost Time (days): (input field)  
 Gender: Male (dropdown)

Status: Employee (dropdown)  
 Age Group: 0-17 (dropdown)

**Add**

**03 March 2024**  
Vassos Construction

**Add an Incident**

Criteria: Accidents (dropdown)  
 Category: Major (No return to work) (dropdown)

Trigger: Body movement leads to cut or bruising (external injury) (dropdown)  
 Injury Type: Bone fracture (dropdown)  
 Body Part: Ankle (dropdown)

Lost Time (days): (input field)  
 Gender: Male (dropdown)

Status: Employee (dropdown)  
 Age Group: 0-17 (dropdown)

**Add**

The injured **Body Part**, **Lost Days** of work and their **Gender**

**03 March 2024**  
Vassos Construction

**Add an Incident**

Criteria: Accidents (dropdown)  
 Category: Major (No return to work) (dropdown)

Trigger: Body movement leads to cut or bruising (external injury) (dropdown)  
 Injury Type: Bone fracture (dropdown)  
 Body Part: Ankle (dropdown)

Lost Time (days): (input field)  
 Gender: Male (dropdown)

Status: Employee (dropdown)  
 Age Group: 0-17 (dropdown)

**Add**

**03 March 2024**  
Vassos Construction

**Add an Incident**

Criteria: Accidents (dropdown)  
 Category: Major (No return to work) (dropdown)

Trigger: Body movement leads to cut or bruising (external injury) (dropdown)  
 Injury Type: Bone fracture (dropdown)  
 Body Part: Ankle (dropdown)

Lost Time (days): (input field)  
 Gender: Male (dropdown)

Status: Employee (dropdown)  
 Age Group: 0-17 (dropdown)

**Add**

Their **Employment Status**,

and finally their **Age Group**

03 March 2024  
Vassos Construction

**Add an Incident**

Criteria: Accidents | Category: Major (No return to work)

Trigger: Body movement leads to cut or bruising (external injury)

Injury Type: Bone fracture | Body Part: Ankle

Lost Time (days): | Gender: Male

Status: Employee | Age Group: 0-17

Employee  
Non-worker(Public)  
Non-worker(Visitor)  
Self-employed  
Sub Contractor  
Trainee  
Unknown Employment Status

Add

03 March 2024  
Vassos Construction

**Add an Incident**

Criteria: Accidents | Category: Major (No return to work)

Trigger: Body movement leads to cut or bruising (external injury)

Injury Type: Bone fracture | Body Part: Ankle

Lost Time (days): | Gender: Male

Status: Employee | Age Group: 0-17

0-17  
18-24  
25-34  
35-44  
45-54  
55-64  
65-74

Add

By **Pressing Add**, the incident will be saved into the system as shown below:

03 March 2024  
Vassos Construction

**Month Details:**  
Month: March 2024  
Working Days in Month: 20

**Average Daily Numbers:**  
Own Employees: 20  
Sub Contractors: 40  
Visitors: 5

**Incidents**

**Accidents**  
Reportable (>3 days), Contact with a machine, Employee

You can **Edit a saved Incident** by clicking on it or the **Edit** button and You can **Add ALL** your monthly Incidents by pressing the **Add** button and repeat the process.

03 March 2024  
Vassos Construction

**Month Details:**  
Month: March 2024  
Working Days in Month: 20

**Average Daily Numbers:**  
Own Employees: 20  
Sub Contractors: 40  
Visitors: 5

**Incidents**

**Accidents**  
Reportable (>3 days), Contact with a machine, Employee

Edit | Submit Month

Delete Month

Once you have added **ALL** your Monthly Incidents you can **Submit** them to the Database by pressing Submit Month.

***Please note:*** Submitting will prevent further editing of data for the month and cannot be edited unless you request a re-activation from the Facilitation Team.



## The OHSStatsIrl Facilitation Team

### OHSStatsIrl Facilitators

Vassos Chrysostomou – [vassos@ibepartnership.com](mailto:vassos@ibepartnership.com)

IBELLPartnership  
309 Southborough Lane  
Bromley  
Kent  
BR2 8BG  
UK

Phone: +44 020 8468 7722  
Mobile: +44 07889 641712

If you wish to join the Initiative, or need more information, please contact:

Ronan Redmond [rredmond@cif.ie](mailto:rredmond@cif.ie)  
Executive, Safety & Training

DD Tel: +353 1 4066097  
Mob: +353 87 6717508  
Web: [www.ciftraining.ie](http://www.ciftraining.ie)  
Construction Industry Federation  
Construction House  
Canal Road  
Dublin 6  
D06 C6T2